



Kentucky High School Athletic Association

2280 Executive Drive ° Lexington, KY 40505 ° www.khsaa.org ° (859)299-5472 (859)293-5999 (fax)

MEMORANDUM

To: Superintendent, Principal, and Athletic Director
Ashland Blazer High School

From: Brigid L. DeVries, Commissioner
Larry Boucher, Assistant Commissioner *LB*


Date: June 6, 2005

Subject: 2004-2005 Title IX Annual Report Forms Submission

Enclosed please find a copy of Form T-65, the 2004-2005 KHSAA Title IX Annual Report Submission Status Report. In addition, you may find an attachment with corrected copies of the forms submitted by your school personnel. Please review this information so the forms can be completed accurately in the future.

Also, KHSAA Audit Team Members may have requested resubmission of some of the 2004-2005 Annual Report Forms or need additional information on your athletic programs. Please submit this information by the date requested if this is applicable. Copies and all KHSAA Title IX documents must be kept current and included in your permanent Title IX File at the school. All documents are subject to Open Records Requests.

Should you need any further information, please do not hesitate to call anytime.



**KHSAA TITLE IX
ANNUAL REPORT SUBMISSION
STATUS REPORT
2004-2005**

KHSAA
Form T65
Revised 4/05

TO: KHSAA Member School Superintendents, Principals, and Athletic Directors

FROM: Brigid L. DeVries, Commissioner
Larry Boucher, Assistant Commissioner

DATE: June 6, 2005

School	Ashland Blazer High School	Reviewed by	Gary W. Lawson
--------	----------------------------	-------------	----------------

The following is a status report regarding the required 2004 - 2005 Title IX Annual Report submission of forms due into the KHSAA office by April 15, 2005. Appropriate KHSAA Audit Team personnel have reviewed these forms and the following is a summary of this review.

I. Checklist of Forms properly submitted in a satisfactory manner:

✓	GE 19 (Annual Verification)	✓	T-35 (Budget Chart)
✓	T-1 (Summary Program Chart 1)	✓	T-36 (Budget Chart)
✓	T-2 (Summary Program Chart 2)	✓	T-41 (Checklist – Overall Interscholastic Program)
✓	T-3 (Summary Program Chart 3)	✓	T-60 (Corrective Action Plan)
✓	T-4 (Summary Program Chart 4)		

II. Status

A.	✓	2004 – 2005 Forms are satisfactory and no further information or action is necessary at this time.
B.		Errors have been noted with respect to the following forms:
C.		The following forms were omitted and must be submitted by school representatives:
D.	✓	<p>Other Recommendation and Comments:</p> <ul style="list-style-type: none"> ▪ All calculations appear to be correct and the report is in good order. ▪ According to responses submitted by school personnel, the school is currently meeting the standards established in Test # 1 and Test # 3 for Athletic Participation Opportunities. ▪ During this particular year, there appears to be some disparity in athletic expenditures. According to submitted Forms T-35 & T-36, the school is currently spending approximately \$288 more per male athlete than per female athlete. This situation should be closely monitored by school administrators as well as the Gender Equity Review Committee. ▪ Have a nice summer.



**2004-2005 KENTUCKY HIGH SCHOOL ATHLETIC ASSOCIATION
ANNUAL VERIFICATION OF TITLE IX PROCEDURES
(To be submitted by April 15, 2005 along with other required forms)**

The Ashland Blazer High School, Ashland, Kentucky
(Name of High School) (City)

certifies to the Kentucky High School Athletic Association that the following is an accurate and true representation of the facts surrounding compliance with 20 U.S.C. Sections 1681-1688, et. Seq. (also known as Title IX)

I certify the following provisions in accordance with records at the school contained in the permanent Title IX file, and to the best of my knowledge have completed the following tasks (All boxes must be checked).

Established a gender equity committee at the high school. (list committee personnel and provide attachment if necessary)

Name	Address	Phone	Title
Mark Swift	1500 Blazer Boulevard	606-327-6046	Athletic Director
Sally Haeberle	1420 Central Avenue	606-327-2799	Board Member
Mike Flynn	1500 Blazer Boulevard	606-327-6040	Boys Varsity Basketball Coach
Bill Bradley	1500 Blazer Boulevard	606-327-6040	Girls Varsity Basketball Coach
Tyler Bennett	1500 Blazer Boulevard	606-327-6040	Blazer Student
Ashlaey Crawford	1500 Blazer Boulevard	606-327-6040	Blazer Student

Scheduled a minimum of three meetings during the 2004-2005 school year on the following dates:
Wednesday, September 22, 2004
Wednesday, January 19, 2005
Wednesday, April 27, 2005

Designated the following person(s) as the Title IX coordinator for the school:

Mark Swift, Athletic Director	1500 Blazer Boulevard, Ashland, KY 41102	606-327-6046
Name	Title	Address
		Phone

Designated the following person(s) as the Title IX coordinator for the district:

Mark Swift, Athletic Director	1500 Blazer Boulevard, Ashland, KY 41102	606-327-6046
Name	Title	Address
		Phone

School personnel are continuing to make periodic reviews of the boys' and girls' athletics program reflected in the Corrective Action Plan.

In addition to the above information, the above referenced school maintains a complete permanent file relative to Title IX records including copies of the self-assessment audit, all corrective action plans, and other related materials.

Principal's Signature

Date

Superintendent Signature

School Board Chairpersons' Signature

(Send original copy to KHSAA - Maintain duplicate in Title IX school folder)

2004-2005
ACCOMMODATION OF INTERESTS AND ABILITIES
SUMMARY PROGRAM CHART 1

KHSAA
 Form T1
 Rev. 10/04

Participation Opportunities Test One

		(Column 1)	(Column 2)	(Column 3)	(Column 4)
	Program	Enrollment	Percentage of Total Enrollment	Number of Interscholastic Participants (double and triple count)	Percentage of Total Participation
Row 1	GIRLS	452	48%	247	48%
Row 2	BOYS	481	52%	270	52%
Row 3	Totals	933	100%	517	100%

Instructions:

*Number of 8th grade students & below used in Column 3 and Column 4 calculations if applicable: 56

- Determine the total number of girls enrolled, (place in Row 1, Column 1). Determine the total number of boys enrolled, (place in Row 2, Column 1).
- Add the total number of girls and boys enrolled to determine total enrollment, (place in Row 3, Column 1).
- Calculate the percentage of total enrollment that is female. (Divide Row 1, Column 1 by row 3, Column 1 and place in Row 1, Column 2.) Calculate the percentage of total enrollment that is male. (Divide Row 2, Column 1 by Row 3, Column 1 and place in Row 2, Column 2.) Note: Row 1, Column 2 plus Row 2, Column 2 should total 100%.
- Ask the head coaches to review the most updated eligibility or squad lists for their teams. Ask coaches to confirm the names of those individuals who are on the team as of the first **date of competition**, and cross out the names of those who were cut from the team or quit the team prior to the first competitive event. Determine the total number of interscholastic athletics participants that are girls, (and place in Row 1, Column 3). In order to determine the total number of athletics participants, an individual should be counted each time he or she participates on a team. For example, if Jane Doe competes on the varsity volleyball team, the junior varsity volleyball team, the junior varsity basketball team, and the varsity softball team, she should be counted as four participants (**do not include club or intramural sports participants, cheerleaders, dance teams, or pom squads**). Calculate the same way for boys and girls. * In addition, should 8th grade students and below play on a Freshman, Junior Varsity, or Varsity team, they should also be counted for each team and sport on which they participate. If applicable, please asterisk the above notation as to how many 8th grade students & below are included in the totals. Using the same procedure, determine the total number of interscholastic athletic participants that are boys, (and place in Row 2, Column 3). Add Row 1, Column 3 plus Row 2, Column 3 to get total participants and place in Row 3, Column 3.
- Calculate the percentage of female participation. (Row 1, Column 3 divided by Row 3, Column 3 and place in Row 1, Column 4.) Calculate the percentage of male participation. (Row 2, Column 3 divided by Row 3, Column 3 and place in Row 2, Column 4.) Note: Row 1, Column 4 plus Row 2, Column 4 should total 100%.

Note: While being within three percent is not a formal compliance standard; if the percent listed in Row 1, Column 4 is within 3% of Row 1, Column 2, then it provides a good target within which compliance is likely.

Principal's Signature: _____

Date: _____

**ACCOMMODATION OF INTERESTS AND ABILITIES
SUMMARY PROGRAM CHART 2**

Participation Opportunities Test Two

		Column 1	Column 2	Column 3	Column 4	Column 5
Program		Number of Teams Currently Offered	Number of Participants	Number of Teams Added in Last Five Years	Number of Participants Added in Last Five Years	Percent of Total Participation By Sex Added in Last 5 Years
GIRLS	Row 1	varsity:	9	192	0	
	Row 2	j.v.:	4	29	0	
	Row 3	frosh:	1	26	1	36
	Row 4	total:	14	247	1	36
BOYS	Row 5	varsity:	10	200	0	0
	Row 6	j.v.:	4	30	1	15
	Row 7	frosh:	2	40	0	0
	Row 8	total:	16	270	1	15

- 1) For Column 1, list the number of interscholastic teams offered for girls and boys at each competitive level (varsity, junior varsity, and freshman). For girls, total each of the entries in Rows 1, 2, and 3 into Row 4. For boys, total Rows 5, 6, and 7 into Row 8.
- 2) For Column 2, list the number of participants at each level. For girls, total each of the entries in Rows 1, 2, and 3 into Row 4. For boys, total Rows 5, 6, and 7 into Row 8. **Note:** The totals in Row 4 for girls and in Row 8 for boys must be the same as the totals in Form T-1, Column 3, Rows 1 and 2 respectively.
- 3) For Column 3, list the number of interscholastic teams that have been added in the last five years at each competitive level. Count each team added during the 5 year period only one time. e.g. Girl's junior varsity soccer was added 3 years ago, count the team only once, not 3 times. For girls, total the entries in Rows 1, 2, and 3 into Row 4. For boys, total Rows 5, 6, and 7 into Row 8.
- 4) For Column 4, list the number of participants that are currently on each level of the teams that were added in the last five years. If a team was added previously but no longer exists, there are no current participants to be added for that team. For girls, total the entries in Rows 1, 2, and 3 into Row 4. For boys, total Rows 5, 6, and 7 into Row 8.
- 5) For Column 5, calculate the percentage of participants that have been added in the last five years. For girls, take the number in Column 4, Row 4 and divide by the number in Column 2, Row 4. For boys, take the number in Column 4, Row 8 and divide it by the number in Column 2, Row 8.

Note: If the percentage of current participants added in the last five years is 25% or greater, compliance with test two may be possible. If less than 25%, then compliance with test three should be analyzed. **CAUTION:** 25% is not a formal compliance standard.

Principal's Signature: _____

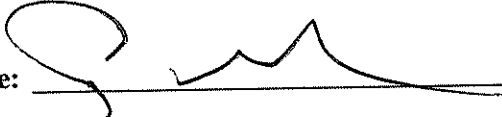
Date: _____

2004-2005
ACCOMMODATION OF INTERESTS AND ABILITIES
SUMMARY PROGRAM CHART 3

Participation Opportunities Test Three

FOR ANY QUESTION ANSWERED "YES" IDENTIFY THE RESPECTIVE SPORT(S).

	GIRLS (Yes / No)		BOYS (Yes / No)
1. For a sport not currently played at the interscholastic level (varsity, junior varsity, or freshman) in your school, is there an intramural team offered for that sport?	No		No
2. For a sport <u>not</u> currently offered in your interscholastic athletics program, is there sufficient interest to form a viable interscholastic team based on participation on an intramural team or community recreation teams?	No		No
3. For a sport <u>not</u> currently offered, is there sufficient interest, based on your most recent Student Interest Survey, to form a viable interscholastic team based on student responses from the interscholastic survey? If yes, what sport?	No		No
4. For a sport currently offered at the varsity level only, is there sufficient interest, based on your most recent Student Interest Survey, to form a viable team for a junior varsity or freshman team that is not currently offered?	No		No
5. For a sport currently offered at the junior varsity or freshman level is there sufficient interest, based on your most recent Student Interest Survey, to form a varsity team not currently offered?	No		No
6. If you answered YES to question (1), (2), (3), (4), or (5), are there enough high schools in your geographic area offering the sport (at the appropriate level) to allow for the development of a reasonable schedule of competition?	No		No

Principal's Signature:  Date: 9-15-05

2004-2005
ACCOMODATION OF INTERESTS AND ABILITIES
SUMMARY PROGRAM CHART 4

Levels of Competition Test One

		Column 1	Column 2	Column 3
Girls	Team Levels	Number of Teams Currently Offered	Number of Participants	Percentage of Participants at Each Level
Row 1	varsity:	9	192	78%
Row 2	j.v.:	4	29	12%
Row 3	frosh:	1	26	10%
Row 4	total:	14	247	100%
Boys				
Row 5	varsity:	10	200	74%
Row 6	j.v.:	4	30	11%
Row 7	frosh:	2	40	15%
Row 8	total:	16	270	100%

- 1) Column 1, list the number of interscholastic teams offered for girls and boys at each competitive level; varsity, junior varsity, and freshman. (Refer to Form T-2, Accommodation of Interests and Abilities, Summary Program Chart 2, Column 1.)
- 2) For Column 2, list the number of participants at each level. For girls, total the entries in Rows 1, 2, and 3 into Row 4. For boys, total the entries in Rows 5, 6, and 7 into Row 8. (Refer to Form T-2, Accommodation of Interests and Abilities, Summary Program Chart 2, Column 2.)
- 3) For Column 3, calculate the percentage of female and male participants at each level.
 - For girls' varsity, junior varsity, and frosh, respectively:
 - Divide Column 2, Row 1 by Column 2, Row 4, and place the percentage in Column 3, Row 1.
 - Divide Column 2, Row 2 by Column 2, Row 4, and place the percentage in Column 3, Row 2.
 - Divide Column 2, Row 3 by Column 2, Row 4, and place the percentage in Column 3, Row 3.
 -
 - For boys' varsity, junior varsity, and frosh, respectively:
 - Divide Column 2, Row 5 by Column 2, Row 8, and place the percentage in Column 3, Row 5.
 - Divide Column 2, Row 6 by Column 2, Row 8, and place the percentage in Column 3, Row 6.
 - Divide Column 2, Row 7 by Column 2, Row 8, and place the percentage in Column 3, Row 7.

Principal's Signature: _____

Date: 9-15-05

**2004-2005
BUDGETED AND ACTUAL EXPENDITURES - PROGRAM COMPARISON CHART
TO INCLUDE BOOSTER CLUB FUNDING**

	equipment and supplies		travel		awards		coaches' salaries (to include supplemental and extended employment)		facilities improvements		publications (if sport-specific)	
	Expenditures		Expenditures		Expenditures		Expenditures		Expenditures		Expenditures	
G basketball	B \$10470	E \$9160	Board of Education		\$300		18%	\$22125	Board of Education		Fall	31,588
B basketball	B \$13470	E \$20215	provides travel		\$300		18%	\$22278	provides this service		Winter	42,793
G softball	B \$4000	E \$6484			\$100		12%	\$5254			Spring	11,838
B baseball	B \$4000	E \$5608			\$100		12%	\$8998			Sports	14,206
G cross country	B \$400	E \$603			\$100		7%	\$1944			calendars	3,647
B cross country	B \$400	E \$603			\$100		See above					2,647
G golf	B \$800	E \$1758			\$100		7%	\$2849				4,707
B golf	B \$800	E \$1302			\$100		7%	\$3528				4,930
G soccer	B \$3000	E \$2727			\$100		12%	\$3383				6,210
B soccer	B \$3000	E \$5192			\$100		12%	\$5889				11,181
G swimming	B \$750	E \$957			\$100		7%	\$3438				4,495
B swimming	B \$750	E \$957			\$100		See above					4,495

1. Total expenditures on T-35 and T-36 on the 2004-2005 year report due by April 15, 2005, should reflect the total monies spent (rounded off to nearest hundred) for the entire year of 2003-2004 ending June 30, 2004.
 2. Booster Club Funding/Contributions must be included in the expenditures total.

Principal's Signature: _____ Date: 9-15-05

**2004-2005
BUDGETED AND ACTUAL EXPENDITURES - PROGRAM COMPARISON CHART 2
TO INCLUDE BOOSTER CLUB FUNDING**

Teams	equipment and supplies	travel	awards	coaches' salaries (to include supplemental and extended employment)	facilities improvements	publications (if sport-specific)
	Expenditures	Expenditures	Expenditures	Expenditures	Expenditures	Expenditures
G track	B \$1500 E \$1945	Board of Education	\$100	7% 45055	Board of Education	Fall
B track	B \$1500 E \$2259	provides this service.	\$100	7% \$3356	provides this service.	Winter
G tennis	B \$400 E \$629		\$100	7% \$1921		Spring
B tennis	B \$400 E \$688		\$100	7% \$1921		Sports
G volleyball	B \$1500 E \$3156		\$100	10% \$3616		Calendars
B wrestling	B \$1200 E \$980		\$100	7% \$3528		
G (list sport)						
B (football)	B \$33200 E \$45445		4300	18% \$23040		
G (list sport)						
B (list sport)						

47,100
5,215
2,650
2,209
6,872
4,608
72,785

1. Total expenditures on T-35 and T-36 on the 2004-2005 year report due by April 15, 2005, should reflect the total monies spent (rounded off to nearest hundred) for the entire year of 2003-2004 ending June 30, 2004.
 2. Booster Club Funding/Contributions must be included in the expenditures total. 166,569 69 75,509
 3. Indicate percentage of total expenditures for each gender: Total Expenditures \$ 235,291 % for boys 68 % for girls 32

Principal's Signature:  Date: 4-15-05


2004-2005 KHSAA TITLE IX ATHLETICS AUDIT
Checklist - Overall Interscholastic Athletics Program

KHSAA
 Form T41
 Rev. 10/04

DIRECTIONS:

For the Areas of Compliance (Opportunities and Benefits) listed on the left hand side of the page, place a checkmark under the appropriate column identifying whether your school provided an advantage to the Girls' Program, or to the Boys' Program or to Neither Program.

Areas of Compliance:	ADVANTAGE TO:		
	GIRLS' PROGRAM	BOYS' PROGRAM	NEITHER PROGRAM
OPPORTUNITIES			
Accommodation of Interest and Abilities			X
BENEFITS			
Equipment and Supplies			X
Scheduling of Games and Practice Time			X
Travel and Per Diem Allowances			X
Coaching		X	
Locker Rooms, Practice and Competitive Facilities			X
Medical and Training Facilities and Services			X
Publicity		X	
Support Services			X
Athletic Scholarships			X
Tutoring			X
Housing and Dining Facilities and Services			X
Recruitment of Student Athletes			X

Principal's Signature: 

Date: 4.15.05

SCHOOL NAME

Ashland Blazer


**2004-2005
TITLE IX**

CORRECTIVE ACTION PLAN

DIRECTIONS:

1. For Column 1, indicate the intended area which needs corrective action in order to achieve gender equity. For Column 2, write the suggested change or activities that will correct the area in need of alteration. For Column 3, include the estimated completion date for the changes or activities.
2. It is possible to attain compliance with Title IX and no longer need "corrective" action. However, the KHSAA strongly encourages compliant schools to identify items for improvement (Column 1), activities to accomplish the improvement (Column 2) and a timetable for completion (Column 3) that will strengthen the athletic program.
3. You may copy this form as needed. Please attach corrective action plans along with audit forms and submit by April 15, 2005.

COLUMN 1 ITEM FOR CORRECTION/ IMPROVEMENT	COLUMN 2 SUGGESTED CHANGE/ ACTIVITIES	COLUMN 3 TIME TABLE FOR CORRECTIVE ACTION/ COMPLETION
To employ more experienced coaches for the girls basketball program	To continue to employ more experienced coaches	Ongoing
Lacking in number of coaches who are female	Attempt to hire more coaches who are female	Ongoing
Location and quality of girls softball field	Task Force has been appointed by the Superintendent and they have forwarded finding to his office.	Ongoing

Principal's Signature:  Date: 9-15-05

2005-2006 INTERSCHOLASTIC ATHLETICS SURVEY
Summary of Student Responses

School Name	Ashland Blazer High School
School Enrollment	933
Date	April 14, 2005
Completed By	Mark Swift

Instructions:

1. Summarize the Student Athletics Interest Surveys Form T-61 by listing the total number of responses on the line next to each sport.
2. Under the Other Category please provide a listing of the sports as well as the number of students who are interested in participating.
3. Please sign and date the Summary Form (T-63) and mail the Summary Form only to the KHSAA by April 15, 2004. Do not mail the student surveys (Form T-61). However, these Forms should be maintained in your files in the event they are requested subsequently.

933 Number of Surveys

788 Total Returned (*A minimum of 80% return is expected*)

9-12 Grades Surveyed (*Should be grades 9-11 and 8th grade if school has a feeder system*)

How Was The Survey Administered? In all physical education classes
(e.g. was it given in all English classes, or all home rooms, or advisee/advisor?)

Fall Sports (List Total Number of Participation Responses)

- 16 Cross Country (Girls)
- 15 Cross Country (Boys)
- 11 Field Hockey (Girls)
- 133 Football (Boys)
- 16 Golf (Girls)
- 18 Golf (Boys)
- 49 Soccer (Girls)
- 45 Soccer (Boys)
- 66 Volleyball (Girls)
- 9 Volleyball (Boys)

Winter Sport (List Total Number of Participation Responses)

- 42 Basketball (Girls)
- 92 Basketball (Boys)
- 17 Gymnastics (Girls)
- 33 Indoor Track (Girls)
- 29 Indoor Track (Boys)
- 31 Swimming & Diving (Girls)
- 25 Swimming & Diving (Boys)

20 Wrestling (Boys)

Spring Sport (List Total Number of Participation Responses)

- 40 Baseball (Boys)
- 19 Fast Pitch Softball (Girls)
- 9 Slow Pitch Softball (Girls)
- 34 Tennis (Girls)
- 31 Tennis (Boys)
- 50 Track (Girls)
- 61 Track (Boys)

Other Sports (From Student Survey T-61 Question 10)

Name of Sport	Number of Students Interested In Participating
<u>Powder Puff</u>	<u>32</u>
<u>Ultimate Frisbee</u>	<u>23</u>
<u>Rugby</u>	<u>19</u>
<u>Ping Pong</u>	<u>17</u>
_____	_____
_____	_____
_____	_____
_____	_____

Number of Students who participate in Intramural Sports.
(From Student Survey T-61 Question 5)

<u>Sport</u>	<u>Number</u>
<u>None offered</u>	_____
_____	_____
_____	_____
_____	_____
_____	_____

List Intramural Sports students are interested in adding:
(From Student Survey T-61 Question 6)

<u>Sport</u>	<u>Number</u>
<u>Basketball</u>	<u>66</u>
<u>Volleyball</u>	<u>26</u>
<u>Flag Football</u>	<u>25</u>
_____	_____
_____	_____
_____	_____

Participation in Non-School Sports Activities
 (From Student Survey T-61 Question 7)

<u>Sport</u>	<u>Number</u>
Basketball	175
Football	61
Volleyball	41
Tennis	40
Golf	28

Reasons for not participating in interscholastic athletics.
 (From Survey Question 8)


<u>Response</u>	<u>Number</u>
<u>81</u> I prefer other activities such as band, chorus, etc.	
<u>125</u> I don't have time	
<u>61</u> The practice schedules and game times are inconvenient	
<u>12</u> The sport I like isn't offered	
<u>6</u> It's too expensive	
<u>22</u> I prefer to participate in club or intramural sports	
<u>149</u> Working	
<u>21</u> Other	
<u>Don't want to</u>	

Student Suggestions to encourage participation

Equal playing time

Give school credit hours

Replace physical education classes with athletic participation



 Principal's Signature

9.15.05

 Date



TITLE IX
FIVE-YEAR ACCOMPLISHMENTS
1999-2004

KHSAA
 Form T68
 Rev. 9/03

At the end of this school year, as we complete the 5-year KHSAA Title IX Compliance Project, the KHSAA will provide the Kentucky Department of Education a status report of accomplishments. Please review your school's progress since 1999-2000 and itemize those accomplishments which you feel you have made in your efforts to provide greater gender equity in athletics at your school.

(For example: Softball field lights (or other improvements), specific amounts of "prime time" playing opportunity adjustments, cheerleading balance, equitable equipment replacement schedules, equitable pay for coaches, equitable opportunities for facilities use, establishment of additional sports, establishment of more teams at various levels, equalizing number of contests per season, etc., etc.)

<p style="text-align: center;">Opportunities (Example: Sports or Levels of Teams Added for Girls)</p>	<ul style="list-style-type: none"> • Addition of freshman girls basketball • Addition of junior varsity boys wrestling
<p style="text-align: center;">Equipment and Supplies (Example: New Equipment – batting cages, soccer goals, uniforms, balls, bats, etc.)</p>	<p>Purchased the following:</p> <ul style="list-style-type: none"> • Softball batting cages • Boys/girls soccer and track lights • Boys/girls soccer field house, restrooms, Concession area • Volleyball net • Boys/girls soccer goals • Boys/girls soccer scoreboard • Gym floor at Alumni Gymnasium • Upgrade of girls softball field • Upgrade of boys baseball field
<p style="text-align: center;">Scheduling of Games and Practice Times (Example: 50/50 scheduling ratio of boys' games to girls'. Additional weekend "prime time" opportunities)</p>	<p>Increased the ratio of girls basketball prime time contests</p>

<p>Travel and Per-Diem (Example: Spring Break Trip for Softball, Upgrade of meals or meal opportunities)</p>	
<p>Coaching (Example: Hiring of additional coaches, paying equitable salaries)</p>	<ul style="list-style-type: none"> • Addition of 2 girls assistant softball coaches • Addition of girls assistant volleyball coach • Restructured pay scale to reflect greater equity
<p>Locker Rooms, Practice and Competitive Facilities (Example: New or Renovated Facilities)</p>	
<p>Medical and Training Services (Example: Additional or equitable sports coverage by medical support personnel, access to weight room)</p>	
<p>Publicity (Example: New or improved promotional opportunities at sporting events: 1. Dance/Pep/Cheerleaders 2. Posters 3. Radio/Television)</p>	<p>Promotional opportunities with printing of sports calendars for fall, winter and spring sports.</p>
<p>Support Services (Example: Additional funding for girls' sports)</p>	<p>Increased the budget for all girls sports offered.</p>

Other Title IX Advancements	<ul style="list-style-type: none">• Restructured the cheerleading program to reflect greater equity• Procured a new playing venue for girls softball• Increased the amount of experienced coaches for girls basketball, girls softball and girls volleyball.
------------------------------------	--

Principal's
Signature: _____



Date: _____

4.15.05